

ALONSO GIL GONZALEZ

A-19: MAKE Y CHATGPT

1.- TODOS LOS ESCENARIOS.

All scenarios





ALL

ACTIVE SCENARIOS 0

INACTIVE SCENARIOS 2

CONCEPTS 0

Sort by: A-Z







Add new incoming emails to a Google Sheets spreadsheet as a new row

795

8.4 MB

Alonso Gil

13 mar 2025



Integration Gmail, OpenAI (ChatGPT, Whisper, DALL-E), Tools

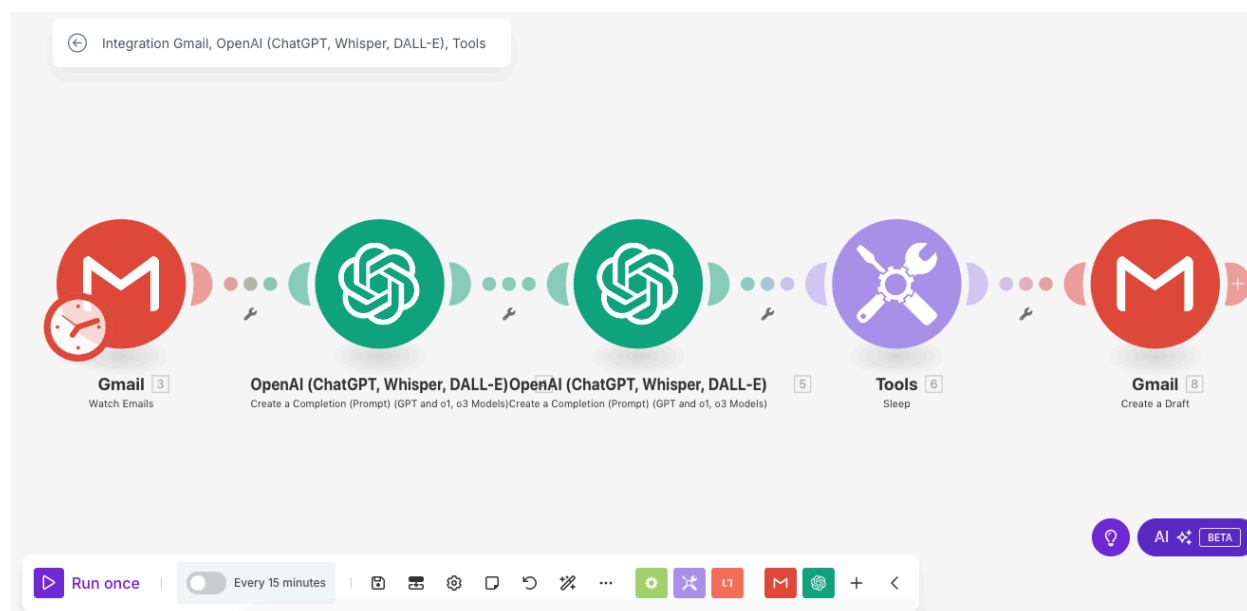
12

143.2 KB


Alonso Gil

20 mar 2025

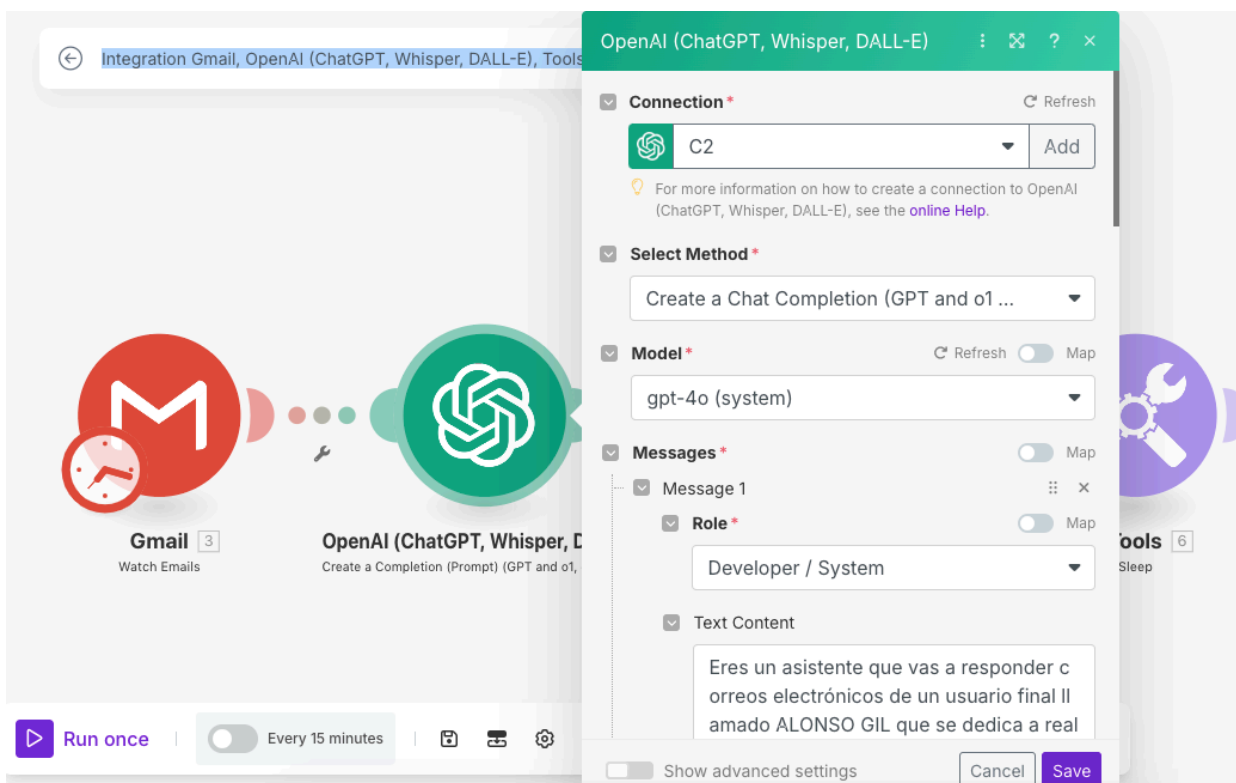
2.- ESCENARIO : Integration Gmail, Open Ai (ChatGPT, Whisper,Dalle-E),Tools



3.- Conexión Gmail: Watch Emails.



4.- Conexión Open AI (2): C2



5.- Conexión OpenAi(1): C2

The screenshot displays the n8n workflow editor. At the top, a search bar contains the text "Integration Gmail, OpenAI (ChatGPT, Whisper, DALL-E), Tools". Below this, a workflow is visible with three nodes: "Gmail" (red circle with a clock icon, labeled "Watch Emails"), "OpenAI (ChatGPT, Whisper, DALL-E)" (green circle with the OpenAI logo, labeled "Create a Completion (Prompt) (GPT and o1, o3 Models)"), and another "OpenAI (ChatGPT, Whisper, DALL-E)" node (green circle with the OpenAI logo, labeled "Create a Completion (Prompt) (GPT and o1, o3 Models)").

On the right side, a configuration panel for the "OpenAI (ChatGPT, Whisper, DALL-E)" node is open. It includes the following settings:

- Connection:** A dropdown menu showing "C2" with an "Add" button.
- Select Method:** A dropdown menu showing "Create a Chat Completion (GPT and o1 ...)".
- Model:** A dropdown menu showing "gpt-4o (system)".
- Messages:** A section with a "Message 1" input field. The "Role" is set to "User" and the "Text Content" is "Crea un asunto para el siguiente correo electrónico. Hazlo conciso y breve." Below the text content, there are two green buttons labeled "4. Choices" and "1: Message.Content".
- Show advanced settings:** A toggle switch that is currently turned off.
- Buttons:** "Cancel" and "Save" buttons at the bottom right.

At the bottom of the workflow editor, there is a "Run once" button and a "Every 15 minutes" toggle switch.

6.- TOOLS: SLEEP

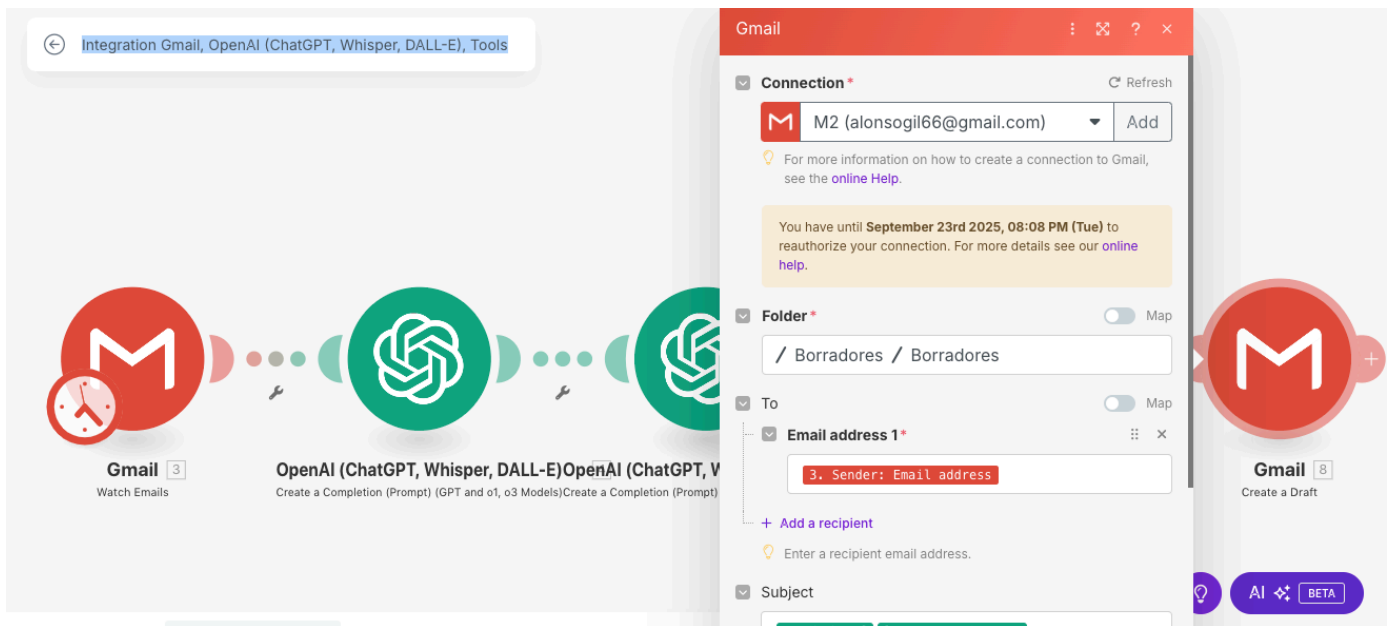
The screenshot displays the n8n workflow editor. At the top, a search bar contains the text "Integration Gmail, OpenAI (ChatGPT, Whisper, DALL-E), Tools". Below this, a workflow is visible with three nodes: "Gmail" (red circle with a clock icon, labeled "Watch Emails"), "OpenAI (ChatGPT, Whisper, DALL-E)" (green circle with the OpenAI logo, labeled "Create a Completion (Prompt)"), and "Tools" (purple circle with a wrench icon, labeled "Sleep").

On the right side, a configuration panel for the "Tools" node is open. It includes the following settings:

- Delay:** A text input field containing the number "5".
- Help text:** "The number of seconds for which the scenario execution will be suspended." and "Must be a number between 1 and 300."
- Buttons:** "Cancel" and "Save" buttons at the bottom right.

At the bottom of the workflow editor, there is a "Run once" button and a "Every 15 minutes" toggle switch.

7.- Conexión Gmail. Create Draft



8.- RUN. FUNCIONA PERO FALTA EL PAGO

